

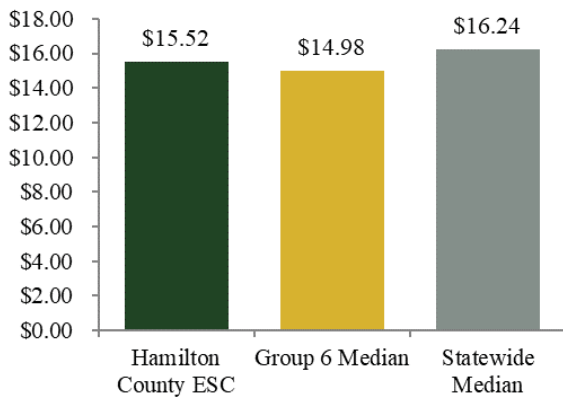
# Hamilton County ESC Profile

Operating Revenue:  
**\$60,935,700**

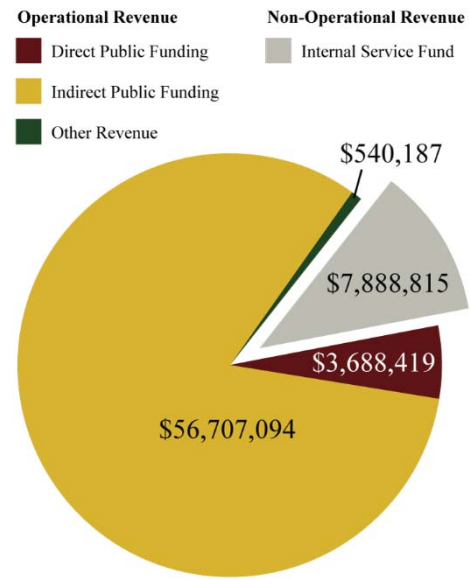
Expenditures:  
**\$59,339,827**

FTEs:  
**713.30**

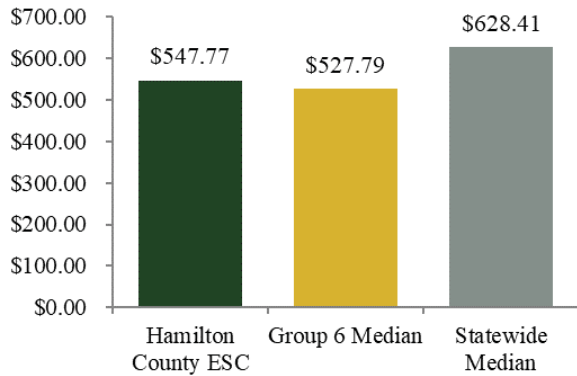
Revenue Generation Ratio



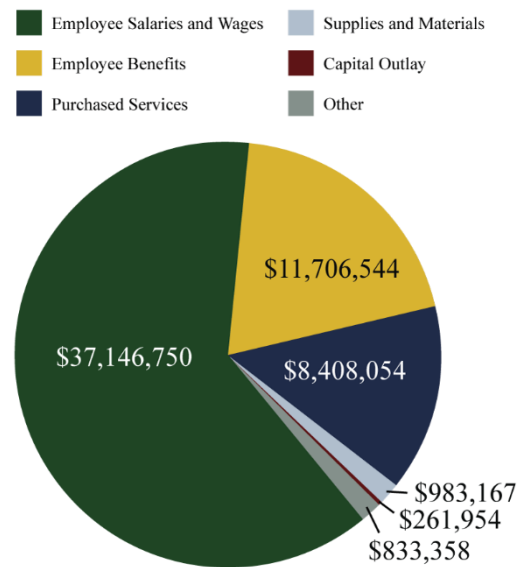
Total Revenue by Source



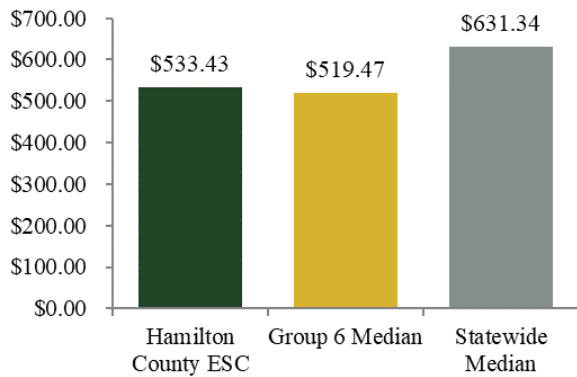
Operating Revenue per Student



Expenditures by Object



Expenditures per Student



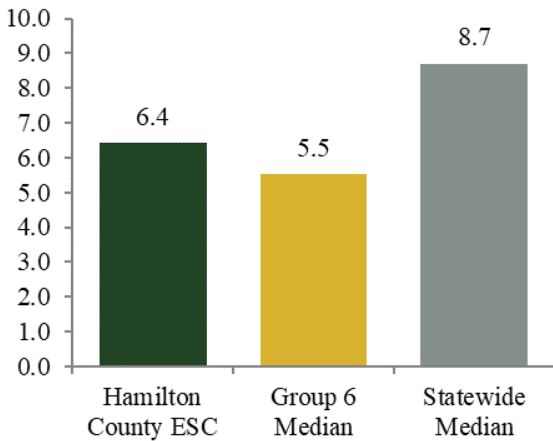
## Hamilton County ESC Profile (contd)

Operating Revenue:  
**\$60,935,700**

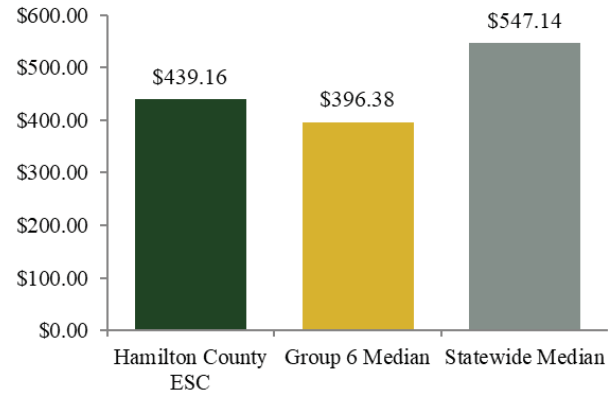
Expenditures:  
**\$59,339,827**

FTEs:  
**713.30**

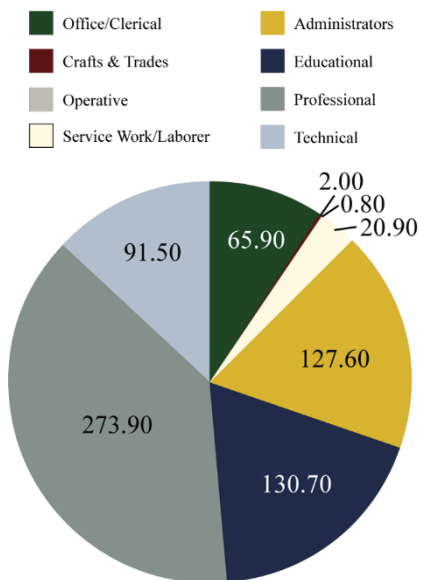
FTEs per 1,000 Students



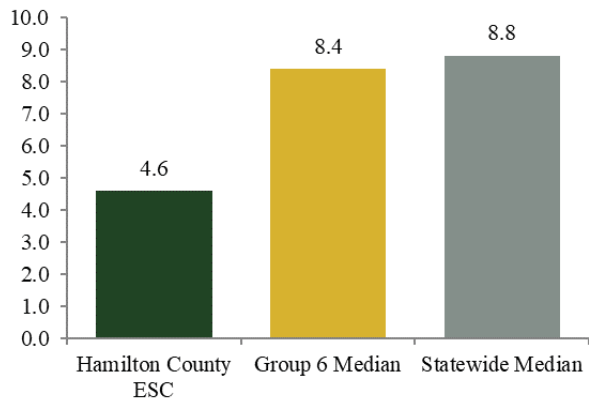
Personnel Cost per Student



FTEs by Category



Non-administrative Staff per Administrator



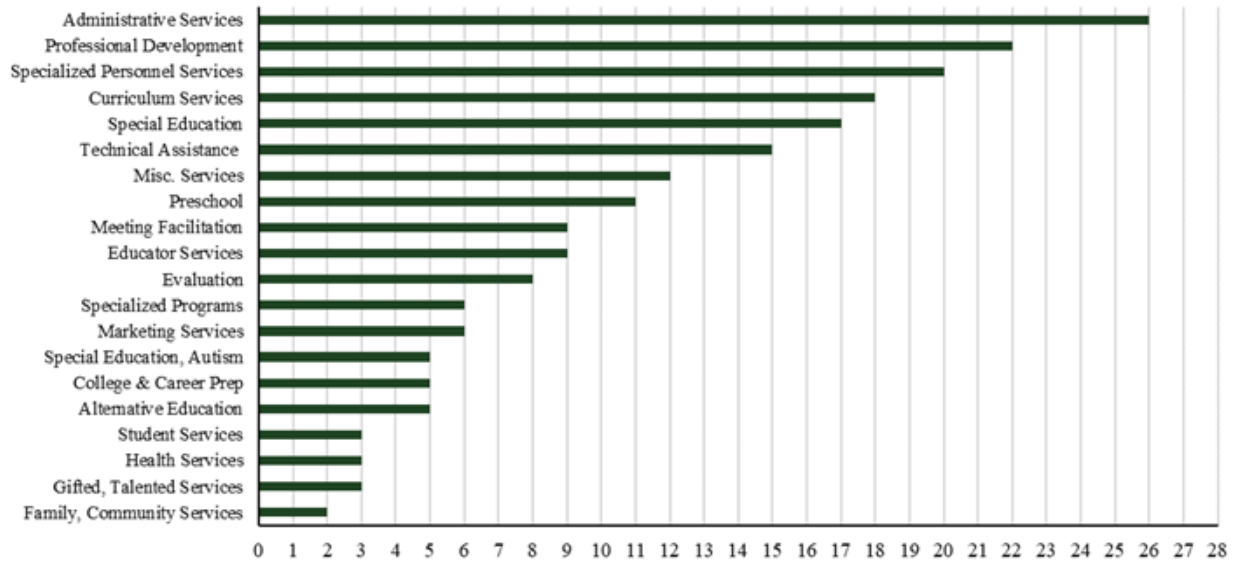
## Hamilton County ESC Profile (contd)

Operating Revenue:  
**\$60,935,700**

Expenditures:  
**\$59,339,827**

FTEs:  
**713.30**

### Services Offered by Category



## Hamilton County ESC Profile (contd)

<b>Operating Revenue:</b> <b>\$60,935,700</b>	<b>Expenditures:</b> <b>\$59,339,827</b>	<b>FTEs:</b> <b>713.30</b>
--------------------------------------------------	---------------------------------------------	-------------------------------

### Member District Data

Member District Name	Student Enrollment	District Type
Cincinnati CSD	34,421	8
Deer Park Community CSD	1,184	7
Finneytown LSD	1,394	5
Forest Hills LSD	7,069	6
Indian Hill EVSD	1,929	6
Lockland CSD	493	7
Loveland CSD	4,506	6
Madeira CSD	1,418	6
Mariemont CSD	1,661	6
Mason CSD	10,358	6
Mt Healthy CSD	3,218	7
North College Hill CSD	1,582	7
Northwest LSD	8,120	5
Norwood CSD	2,062	7
Oak Hills LSD	7,408	5
Princeton CSD	5,620	5
Reading Community CSD	1,586	7
Southwest LSD	3,459	3
St Bernard-Elmwood Place CSD	951	7
Sycamore Community CSD	5,249	6
Three Rivers LSD	2,023	5
Winton Woods CSD	3,634	7
Wyoming CSD	1,898	6